




PENNSYLVANIA SCHOOL FUNDING SYSTEM



+/- ECONOMIC SUPPLEMENTS



EXPLANATION

Prior to 1992 Pennsylvania used the Equalized Subsidy for Basic Education (ESBE) formula to determine public school funding. The formula used the district's weighted average daily membership multiplied by the factor for educational expense (F.E.E.) multiplied by the district's aid ratio (taking into account personal income and market wealth). The total sum was the state's share of school funding. The General Assembly froze the formula in 1992; every year since the state has added economic supplements to the total share and guarantees a minimum increase to each district. The state has not evaluated the actual instructional expenses of districts, nor district populations, since 1991. The funding formula now is virtually non-existent and any decisions made to increase funding levels are political ones.



Good Schools Pennsylvania
6757 Greene Street, Suite 310, Philadelphia, PA 19119
(215) 332-2700